



An Australian Government Initiative
Standard Business Reporting

SBR

Standard Business Reporting

Australian Taxation Office


Fund Validation Services

Message Implementation Guide

Date: 7 August 2014

Draft for consultation

 This document and its attachments are **Unclassified**

 For further information or questions, contact the SBR Service Desk at SBRServiceDesk@sbr.gov.au or call 1300 488 231.
International callers may use +61-2-6216 5577

VERSION CONTROL

Version	Release date	Description of changes
0.1	28/07/2014	Initial draft
0.2	05/08/2014	Applied feedback from ATO

ENDORSEMENT

APPROVAL

	Chief Solutions Architect Standard Business Reporting
Michael Ferris	IT Project Manager Strategic Web Services Australian Taxation Office

COPYRIGHT

© Commonwealth of Australia 2014

This work is copyright. Use of this Information and Material is subject to the terms and conditions in the "SBR Disclaimer and Conditions of Use" which is available at <http://www.sbr.gov.au>. You must ensure that you comply with those terms and conditions. In particular, those terms and conditions include disclaimers and limitations on the liability of the Commonwealth and an indemnity from you to the Commonwealth and its personnel, the SBR Agencies and their personnel.

You must include this copyright notice in all copies of this Information and Material which you create. If you modify, adapt or prepare derivative works of the Information and Material, the notice must still be included but you must add your own copyright statement to your modification, adaptation or derivative work which makes clear the nature of your modification, adaptation or derivative work and you must include an acknowledgement that the adaptation, modification or derivative work is based on Commonwealth or SBR Agency owned Information and Material. Copyright in SBR Agency specific aspects of the SBR Reporting Taxonomy is owned by the relevant SBR Agency.

Table of contents

1	Introduction	4
1.1	Purpose	4
1.2	Audience.....	4
1.3	Document context.....	4
1.4	Supporting documentation	5
2	General instructions	6
2.1	Terms and Conditions.....	6
2.2	Access to the Service	6
2.3	Declarations.....	6
2.4	Variations.....	6
2.5	Business Overview	6
2.6	Business applicability period.....	7
2.7	Lodge Super Product	7
2.8	List Super Product Details	8
2.9	Get Super Product Details	8
2.10	Get Super Product Details Bulk	9
3	Interactions specifications	10
3.1	Lodge Super product	10
3.2	LIST Super Product	12
3.3	Get Super Product Details	14
3.4	Get Super Product Details Bulk	15
4	Message Implementation Model–Business Contextualisation	17
4.1	Lodge Super Product Request.....	17
4.2	List Super Product Details Request	19
4.3	List Super Product Details response	20
4.4	Get Super Product Details Request	21
4.5	Get Super Product Details response.....	22

Terminology

For definition of the terminology and acronyms used within this document please refer to the glossary on the SBR website – Click here <http://www.sbr.gov.au/software-developers/developer-tools/glossary> to go to the glossary.

The key words “MUST”, “MUST NOT”, “REQUIRED”, “SHALL”, “SHALL NOT”, “SHOULD”, “SHOULD NOT”, “RECOMMENDED”, “MAY”, and “OPTIONAL” in this document are to be interpreted as described in RFC 2119 <http://www.ietf.org/rfc/rfc2119.txt>. The use of the word “Mandatory” is to be read as “MUST”.

1 INTRODUCTION

1.1 PURPOSE

The purpose of this Message Implementation Guide (MIG) is to assist software developers in the implementation of the Standard Business Reporting (SBR) for the Australian Taxation Office (ATO) Fund Validation Services (FVS).

The ATO FVS is a suite of services that collect details of superannuation product details, in an FVS Register, which are then made available to employers and intermediaries to support the making of electronic payments of rollovers and contributions in the Data Standard.

These services include the following interactions to maintain and query the FVS Register.

- FVSU - Lodge Super Product service for superannuation providers to notify the ATO of new or changes to details for their superannuation products, including banking details, electronic service address, effective dates, standards certification information and contact details for assistance.
- FVSL - List Super Product Details service enables employers and superannuation providers to obtain a list of all of the provider's products. A list of the provider's product names and Product Unique Superannuation Identifiers (USI) is returned.
- FVSG - Get Super Product Details service enables employers and superannuation providers to obtain details of a superannuation product. These details include banking details, electronic service address, and contact for assistance details. This may be queried as either a single request for one product, or a bulk request to get all super product details stored on the FVS Register.

1.2 AUDIENCE

This document contains the necessary information required for ATO FVS implementation.

This MIG will not describe the business interactions (B2B or B2G) that MAY utilise this service.

It is assumed that the reader (software developer) is familiar with the documentation within the Supporting Documents section.

1.3 DOCUMENT CONTEXT

A *message implementation guide* (MIG) describes the way in which web services are choreographed to create a composite service to fulfil an SBR reporting obligation.

Rather than a single MIG document, since 2014, the ATO has produced a separate MIG package for each ATO product. The MIG package for FVS suite comprises:

- FVS MIG (this document)
- ATO common MIG
- FVS Lodge Super Product validation rules
- FVS Lodge Super Product message structure
- FVS List Super Product Details validation rules
- FVS List Super Product Details message structure
- FVS Get Super Product Details validation rules
- FVS Get Super Product Details message structure

Refer to the *ATO common MIG* for a further description of these documents.

This package, together with the supporting documentation described in the *ATO common MIG* and below, contains the necessary information required to create request messages for the ATO service and handle response messages from this service.

1.4 SUPPORTING DOCUMENTATION

Document name	Link and description
ATO common MIG	Guidelines common to all ATO products that use the SBR channel.
FVS Lodge Super Product request message structure	http://www.sbr.gov.au/software-developers/developer-tools/ato/ato-superannuation-data-and-payment-standards/ The message structure of the ATO FVS Lodge Super Product request message. Lists all the elements applicable to the ATO FVS Lodge Super Product request message and defines the context, structure and attributes of the data elements.
FVS Lodge Super Product request validation rules	http://www.sbr.gov.au/software-developers/developer-tools/ato/ato-superannuation-data-and-payment-standards/ Validation rules applicable to ATO FVS Lodge Super Product request message.
FVS Lodge Super Product Schematron	http://www.sbr.gov.au/software-developers/developer-tools/ato/ato-superannuation-data-and-payment-standards/fund-validation-service A compressed file containing the Schematron rules for ATO FVS Lodge Super Product request message.
FVS List Super Product Details request message structure	The message structure of the ATO FVS List Super Product Details request message. Lists all the elements applicable to the ATO FVS List Super Product Details request message and defines the context, structure and attributes of the data elements.
FVS List Super Product Details request validation rules	Validation rules applicable to ATO FVS List Super Product Details request message.
FVS List Super Product Details response message structure	The message structure of the ATO FVS List Super Product Details response message. Lists all the elements applicable to the ATO FVS List Super Product Details response message and defines the context, structure and attributes of the data elements.
FVS List Super Product Details Schematron	A compressed file containing the Schematron rules for ATO FVS Lodge Super Product request message.
FVS Get Super Product Details request message structure	The message structure of the ATO FVS Get Super Product Details request message. Lists all the elements applicable to the ATO FVS Get Super Product request message and defines the context, structure and attributes of the data elements.
FVS Get Super Product Details request validation rules	Validation rules applicable to ATO FVS Get Super Product Details request message.
Get Super Product Details response message structure	The message structure of the ATO Get Super Product Details request message. Lists all the elements applicable to the ATO FVS List Product Details response message and defines the context, structure and attributes of the data elements.
Get Super Product Details Schematron	A compressed file containing the Schematron rules for ATO Get Super Product Details request message.

2 GENERAL INSTRUCTIONS

This section provides instructions that are specific to the FVS suite. Refer to the *ATO common MIG* for information that is consistently applied across all or most ATO collaborations.

2.1 TERMS AND CONDITIONS

An Intermediary (sender) of a request to the FVS service acknowledges their acceptance of the terms and conditions developed for the use of this service by submitting a request to this service.

The following statement **MUST** be displayed to the user on first use of this service to assist in educating users of the FVS on their responsibilities:

Your access to this service is subject to the terms and conditions for use of this service. Your use of the service signifies your acceptance of these terms and conditions. The current terms and conditions are published on the ATO website at www.ato.gov.au <https://www.ato.gov.au/Super/SuperStream/In-detail/Validation-services/Fund-validation-service/Fund-validation-service-terms-and-conditions/>

This service **MUST NOT** be used for any purpose other than those outlined in the regulations and **MUST** be used in the manner stipulated in the terms and conditions of use of this service.

The service **MUST NOT** be used for testing purposes or submitting test data. A test environment is available separately for testing purposes.

2.2 ACCESS TO THE SERVICE

Access to the FVS is managed by the ATO and is only available to Employers, APRA funds, RSA trustees and administrators, EPSSS, Life Insurance Companies who have complied with the requirements, and authorised intermediaries who are required to comply with the data standards.

An intermediary is an entity that has been appointed by a superannuation provider through the ATO product Access Manager (AM). The authorisation of intermediaries is described in the ATO Common MIG.

Note: Employers do not have access to the FVS Lodge Super Product service or Get Super Product Details Bulk.

2.3 DECLARATIONS

The FVS suite does not require a declaration to be completed.

2.4 VARIATIONS

The *Web services implementation guide* (WIG) describes the message header in detail. Only variations from what is defined in the WIG and the ATO common MIG are described in this section.

There are no variations for the FVS suite.

2.5 BUSINESS OVERVIEW

This section describes the transmission of the FVS messages in scope for SBR ebMS3.

2.5.1 Business documents

Only one business document (XBRL instance) will be accepted per message. The Get Super Product Details Bulk service does not require a business document

An SBR ebMS3 Single Request Message must contain exactly one interaction instance.

An SBR ebMS3 Batch Request Message must contain one or more interaction instances.

2.5.2 Attachments

No attachments will be accepted or provided for FVS interactions.

2.6 BUSINESS APPLICABILITY PERIOD

The business applicability period for FVSU.0001, FVSG.0001, and FVSL.0001 is the 2014 financial year and forward.

2.7 LODGE SUPER PRODUCT

2.7.1 Terminology

2.7.1.1 Intermediary

The term 'Intermediary' is used for the sender of the FVS Lodge Super Product service request.

2.7.1.2 Reporting Party

The term 'Reporting Party' is used for the superannuation provider that requests update of their product's details on the FVS register. Note that when a superannuation provider sends an FVS Lodge Super Product request on their own behalf the Intermediary and Reporting Party will refer to the same entity.

2.7.1.3 Effective date (from)

Effective date (from) is the date when the FVS register is to be updated with the details in the message.

Note that the ATO must be advised at least 10 days in advance of any change to the register.

2.7.1.4 Effective date (to)

Effective date (to) is the date when the superannuation product is no longer able to receive contributions or rollovers. If the product does not have an end date, the default end-date (31 December 9999) must be used.

2.7.1.5 Primary and secondary destinations

Primary (Contributions) payment and destination details, including Financial Institution Account details and electronic service address, must be provided. BPay biller code for the primary destination may be included in the message, if available.

Secondary (Rollover) payment and destination details including Financial Institution Account details and electronic service address should be provided in all situations. Where the same payment destination details are to be used for both rollovers and contributions, secondary destination details must match the primary details.

Primary and secondary destinations are indicated by the context dimension *SuperannuationPaymentDestinationTypeDimension*.

2.7.1.6 Website address

The website address supplied in an FVS Lodge Super Product request will update the web address displayed for the provider on ATO Online. Due to restrictions on ATO Online, the website address details must start with "http://" or "https://".

2.7.1.7 Interactions

The Lodge Super Product supports the Submit action. This action allows superannuation providers to notify the ATO of changes to details for their superannuation products, including banking details, electronic service address, effective dates and contact for assistance details.

Authorised superannuation providers and their nominated intermediaries may use the service, according to regulations, to lodge updated details for their superannuation products on the FVS register maintained by the ATO.

2.8 LIST SUPER PRODUCT DETAILS

2.8.1 Interactions

The List Super Product supports the List action. This action allows employers and superannuation providers to list the future and current product identifiers (USI) and account names for a given superannuation providers ABN.

Authorised employers, superannuation providers and their nominated intermediaries may use the service, according to regulations, to obtain a list of products.

2.9 GET SUPER PRODUCT DETAILS

2.9.1 Interactions

The Get Super Product supports the Get action.

The Get action allows employers and superannuation providers to get details about a single USI. The service returns product details, electronic service address, contact for assistance, and optionally banking details for a requested payment type.

2.10 GET SUPER PRODUCT DETAILS BULK

The Get Super Product details bulk supports the List action. The List allows employers and superannuation providers to obtain all the current details on the FVS Register. The service returns product details, electronic service address, contact for assistance, and banking details for all payment types

DRAFT

3 INTERACTIONS SPECIFICATIONS

3.1 LODGE SUPER PRODUCT

Interaction name	fvsu.lodge
Description	<p>This interaction allows superannuation providers to notify the ATO of changes to details for their superannuation products, including banking details, electronic service address, effective dates and contact for assistance details.</p> <p>Authorised superannuation providers and their nominated intermediaries may use the service, according to regulations, to lodge updated details for their superannuation products on the FVS register maintained by the ATO.</p>
Stakeholders	Reporting party, Intermediary, ATO
Pre-conditions	Refer to the SBR ATO common MIG - Prerequisites section.
Post-conditions	<p>For a successful lodgment the ATO will return:</p> <ul style="list-style-type: none"> – a message event item with receipt details informing successful lodgment. <p>For an unsuccessful lodgment the ATO will return:</p> <ul style="list-style-type: none"> – one or more message event item(s) containing a list of errors (for data that is incorrect or incomplete). <p>The initiating party may then correct and re-submit the request.</p> <p><u>Note:</u> Financial Institution Account details will not be updated until the ATO has verified the change with the requesting superannuation provider.</p>
Initiating party	Intermediary
Channel	ebMS3
Applicable Request Message Types	<ul style="list-style-type: none"> • Single • Batch

3.1.1 Discoverable taxonomy set references

Schema	fvsu.0001.lodge.request.02.01.report.xsd fvsu.0001.private.02.01.module.xsd
Linkbases	fvsu.0001.lodge.request.02.01.defLink.xml fvsu.0001.private.02.01.defLink.xml
	fvsu.0001.lodge.request.02.01.labLinkInfoCls.xml fvsu.0001.private.02.01.labLinkInfoCls.xml
	fvsu.0001.lodge.request.02.01.presLink.xml
	fvsu.0001.lodge.request.02.01.refLink.xml
Example instance	Please refer to the conformance suite for reporting taxonomy sample instances.

3.1.2 Request Header

The ATO Common MIG provides the rules and guidelines for the ebMS3 header. The following table specifies the message specific ebMS3 header data element values for this request message.

Field	Value
CollaborationInfo/Service	http://sbr.gov.au/ato/fvsu/2014
CollaborationInfo/Action	Submit.002.00
Base Form Product Name	FVSU

3.1.3 Business document body content

The facts (data elements) required in the instance document are defined and described in the *FVS Lodge Super Product message structure spreadsheet*. The associated validation rules are documented in the *FVS Lodge Super Product validation rules spreadsheet*.

3.1.4 Lodge response messages

3.1.4.1 Discoverable taxonomy set references

No XBRL instance will be returned.

3.1.4.2 FVS Response Result

A successful response message will contain one of the following results.

SBR Msg Code	Severity	Short Descriptions
CMN.ATO.FVSU.RECV	Information	"Lodgment received. Financial institution account details will be validated"
CMN.ATO.FVSU.OK	Information	"Lodgment successful"
CMN.ATO.GEN.OK	Information	"Message accepted"

3.2 LIST SUPER PRODUCT

Interaction name	fvsl.list
Description	This interaction enables stakeholders and superannuation providers to obtain a list of all of the provider's products. This returns a list of the provider's product names and Product Unique Superannuation Identifiers (USI).
Stakeholders	Reporting party, Intermediary, ATO
Pre-conditions	Refer to the SBR ATO common MIG - Prerequisites section.
Post-conditions	<p>For a successful request the ATO will return:</p> <ul style="list-style-type: none"> – one or more message event item(s) containing a list of warnings (for data that may be incorrect or incomplete). – A list of the requested provider's product names and USIs. <p>For an unsuccessful request the ATO will return:</p> <ul style="list-style-type: none"> – one or more message event item(s) containing a list of errors The initiating party may then correct and re-submit the request.
Initiating party	Intermediary, Reporting Party
Channel	ebMS3
Applicable Request Message Types	<ul style="list-style-type: none"> • Single • Batch

3.2.1 Discoverable taxonomy set references

Schema	fvsl.0001list.request.02.00.report.xsd fvsl.0001.private.02.01.module.xsd
Linkbases	fvsl.0001.list.request.02.00.defLink.xml fvsl.0001.private.02.01.defLink.xml
	fvsl.0001.list.request.02.00.labLinkInfoCls.xml fvsl.0001private.02.01.labLinkInfoCls.xml
	fvsl.0001.list.request.02.00.presLink.xml
	fvsl.0001.list.request.02.01.refLink.xml
Example instance	Please refer to the conformance suite for reporting taxonomy sample instances.

3.2.2 Business document header content

The ATO Common MIG provides the rules and guidelines for the ebMS3 header. The following table specifies the message specific ebMS3 header data element values for this request message.

Field	Value
CollaborationInfo/Service	http://sbr.gov.au/ato/fvsl/2014
CollaborationInfo/Action	List.002.00
Base Form Product Name	FVSL

3.2.3 Business document body content

The facts (data elements) required in the instance document are defined and described in the *FVS List Super Product DetailsList Super Product Details message structure spreadsheet*. The associated validation rules are documented in the *FVS List Super Product Detail validation rules spreadsheet*.

3.2.4 List response messages

3.2.4.1 Discoverable taxonomy set references

Schema	fvsl.0001.list.response.02.00.report.xsd fvsl.0001.private.02.01.module.xsd
Linkbases	fvsl.0001.list.response.02.00.defLink.xml fvsl.0001.private.02.01.defLink.xml
	fvsl.0001.list.response.02.00.labLinkInfoCls.xml fvsl.0001.private.02.01.labLinkInfoCls.xml
	fvsl.0001.list.response.02.00.presLink.xml
	fvsl.0001.list.request.02.01.refLink.xml

3.2.4.2 FVS Response Result

A successful response message will contain one of the following results.

SBR Msg Code	Severity	Short Descriptions
CMN.ATO.GEN.OK	Information	"Message accepted"

3.2.5 Standard business document body content

The facts (data elements) returned in the instance document are defined and described in the *FVS List Super Product Details message structure spreadsheet*.

3.3 GET SUPER PRODUCT DETAILS

Interaction name	fvsg.get
Description	This interaction allows an initiating party get the details of a specific superannuation product. The party needs to specify if banking details are required and which payment type these details relate to.
Stakeholders	Reporting party, Intermediary, ATO
Pre-conditions	Refer to the SBR ATO common MIG - Prerequisites section.
Post-conditions	<p>For a successful lodgment the ATO will return:</p> <ul style="list-style-type: none"> – one or more message event item(s) containing a list of warnings (for data that may be incorrect or incomplete). – The details of the requested superannuation product .Where requested, banking details for the specified payment type will be returned. <p>For an unsuccessful request the ATO will return:</p> <ul style="list-style-type: none"> – one or more message event item(s) containing a list of errors The initiating party may then correct and re-submit the request.
Initiating party	Intermediary, Reporting Party
Channel	ebMS3
Applicable Request Message Types	<ul style="list-style-type: none"> • Single • Batch

3.3.1 Discoverable taxonomy set references

Schema	fvsg.0001.list.request.02.00.report.xsd fvsg.0001.private.02.01.module.xsd
Linkbases	fvsg.0001.list.request.02.00.defLink.xml fvsg.0001.private.02.01.defLink.xml fvsg.0001.list.request.02.00.labLinkInfoCls.xml fvsg.0001.private.02.01.labLinkInfoCls.xml fvsg.0001.list.request.02.00.presLink.xml fvsg.0001.list.request.02.01.refLink.xml
Example instance	Please refer to the conformance suite for reporting taxonomy sample instances.

3.3.2 Business document header content

The ATO Common MIG provides the rules and guidelines for the ebMS3 header. The following table specifies the message specific ebMS3 header data element values for this request message.

Field	Value
CollaborationInfo/Service	http://sbr.gov.au/ato/fvsg/2014
CollaborationInfo/Action	Get.002.00
Base Form Product Name	FVSG

3.3.3 Business document body content

The facts (data elements) required in the instance document are defined and described in the *FVSGet Super Product Details message structure* spreadsheet. The associated validation rules are documented in the *FVS Get Super Product Details validation rules* spreadsheet.

3.3.4 Get response messages

3.3.4.1 Discoverable taxonomy set references

Schema	fvsg.0001.list.response.02.00.report.xsd fvsg.0001.private.02.01.module.xsd
Linkbases	fvsg.0001.list.response.02.00.defLink.xml fvsg.0001.private.02.01.defLink.xml
	fvsg.0001.list.response.02.00.labLinkInfoCls.xml fvsg.0001.private.02.01.labLinkInfoCls.xml
	fvsg.0001.list.response.02.00.presLink.xml
	fvsg.0001.list.request.02.01.refLink.xml

3.3.4.2 FVSG Response Result

A successful response message will contain one of the following results.

SBR Msg Code	Severity	Short Descriptions
CMN.ATO.GEN.OK	Information	"Message accepted"

3.3.4.3 Standard business document body content

The facts (data elements) returned in the instance document are defined and described in the *FVS Get Super Product Details message structure* spreadsheet.

3.4 GET SUPER PRODUCT DETAILS BULK

Interaction name	fvsg.list
Description	This interaction allows an initiating party get all the details of every superannuation product stored on the FVS Register

Stakeholders	Reporting party, ATO
Pre-conditions	Refer to the SBR ATO common MIG - Prerequisites section.
Post-conditions	<p>For a successful lodgment the ATO will return:</p> <ul style="list-style-type: none"> – one or more message event item(s) containing a list of warnings (for data that may be incorrect or incomplete). <p>The details of every superannuation product including all known banking details. <u>Note:</u> Each superannuation product will be described in its own business document.</p> <p>For an unsuccessful request the ATO will return:</p> <ul style="list-style-type: none"> – one or more message event item(s) containing a list of errors The initiating party may then correct and re-submit the request.
Initiating party	Reporting Party
Channel	ebMS3
Applicable Request Message Types	<ul style="list-style-type: none"> • Bulk

3.4.1 Discoverable taxonomy set references

No xBRL instance is required.

3.4.2 Business document header content

The ATO Common MIG provides the rules and guidelines for the ebMS3 header. The following table specifies the message specific ebMS3 header data element values for this request message.

Field	Value
CollaborationInfo/Service	http://sbr.gov.au/ato/fvsg/2014
CollaborationInfo/Action	List.002.00
Base Form Product Name	FVSG

3.4.3 Business document body content

No xBRL instance is required.

3.4.4 Get response messages

3.4.4.1 Discoverable taxonomy set references

See section 3.4.1

3.4.4.2 FVSG Response Result

See section 3.3.4.2

3.4.4.3 Standard business document body content

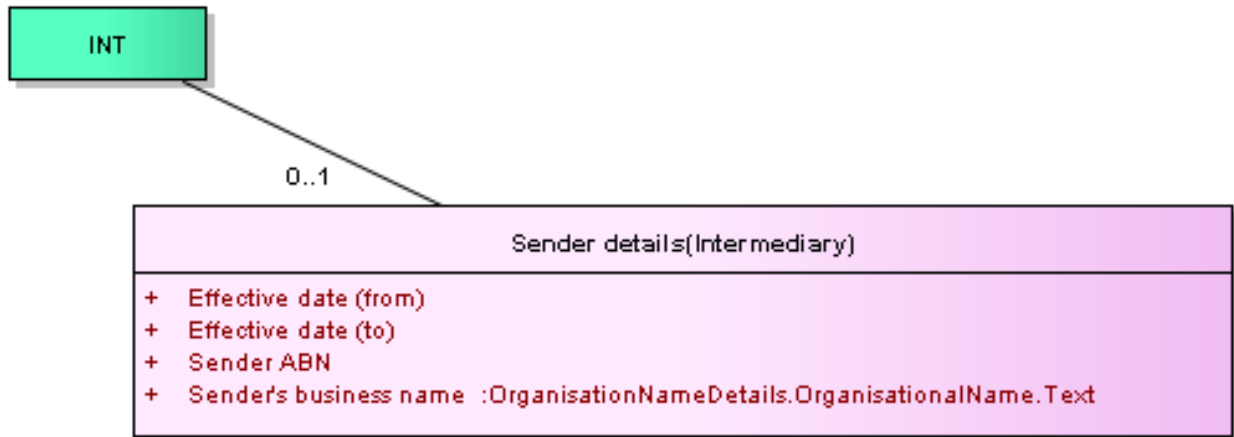
The facts (data elements) returned in the instance document are defined and described in the *FVS Get Super Product Details message structure spreadsheet*.

4 MESSAGE IMPLEMENTATION MODEL–BUSINESS CONTEXTUALISATION

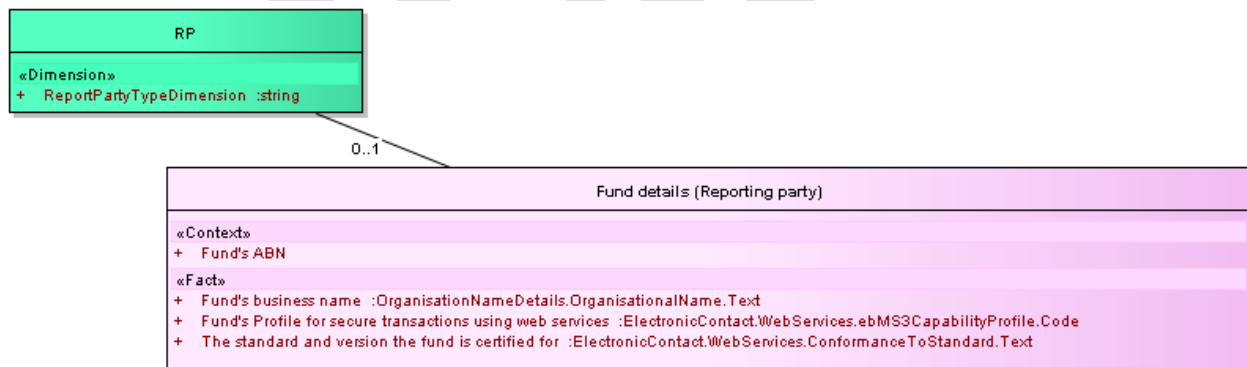
4.1 LODGE SUPER PRODUCT REQUEST

The following diagrams show each of the facts, tuples and contexts, grouped under headings. These headings generally correspond to those used in the paper form. The diagrams have been included to assist with understanding the message structure of the FVSU. For technical details see the FVSU message structure spreadsheet.

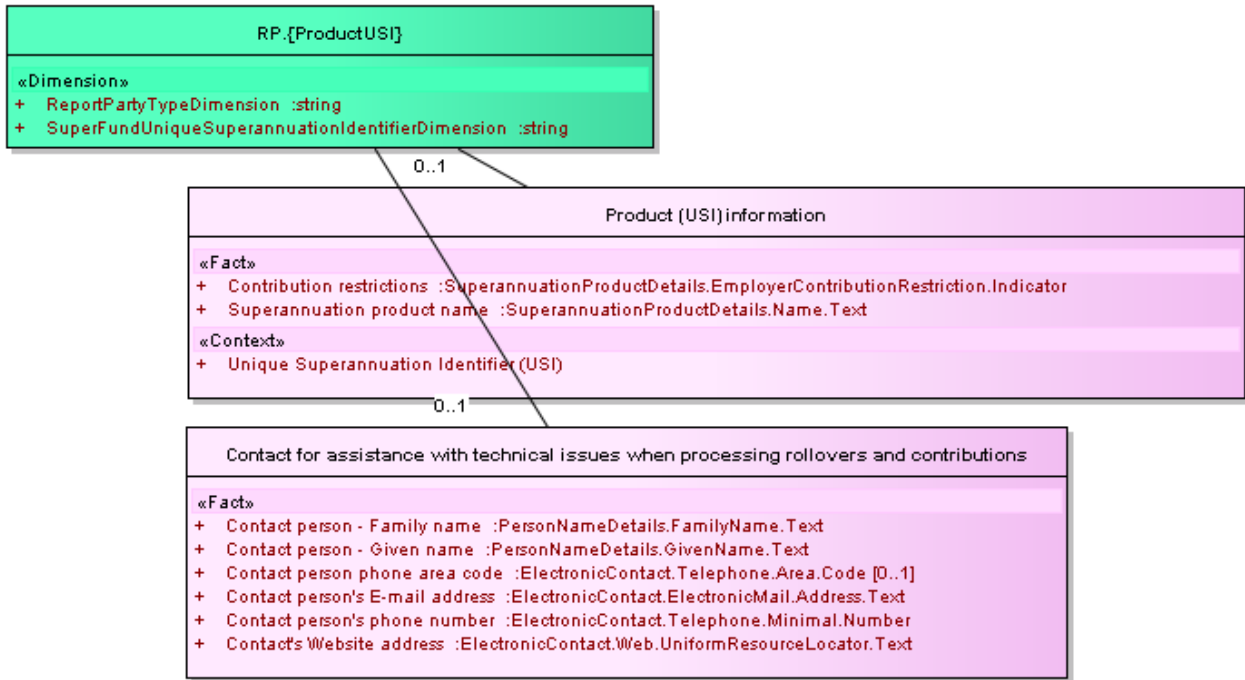
4.1.1 Sender details (Intermediary)



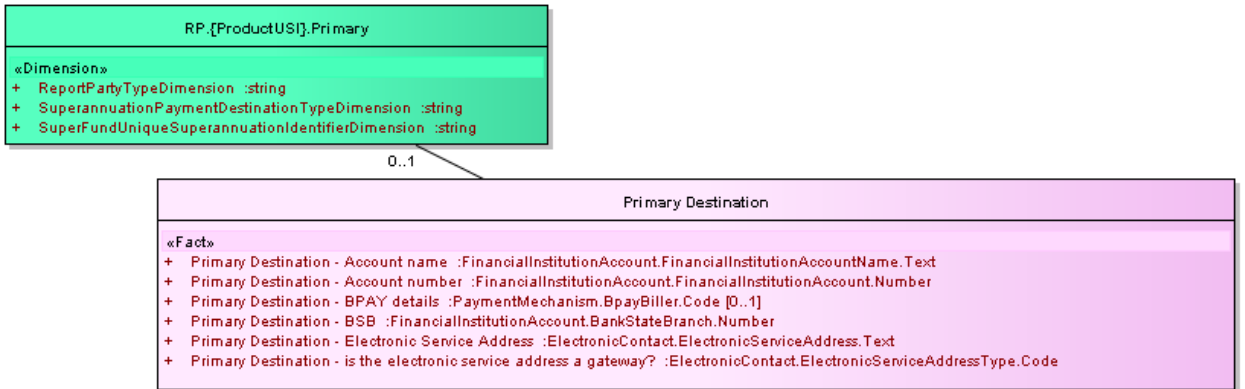
4.1.2 Fund details (Reporting party)



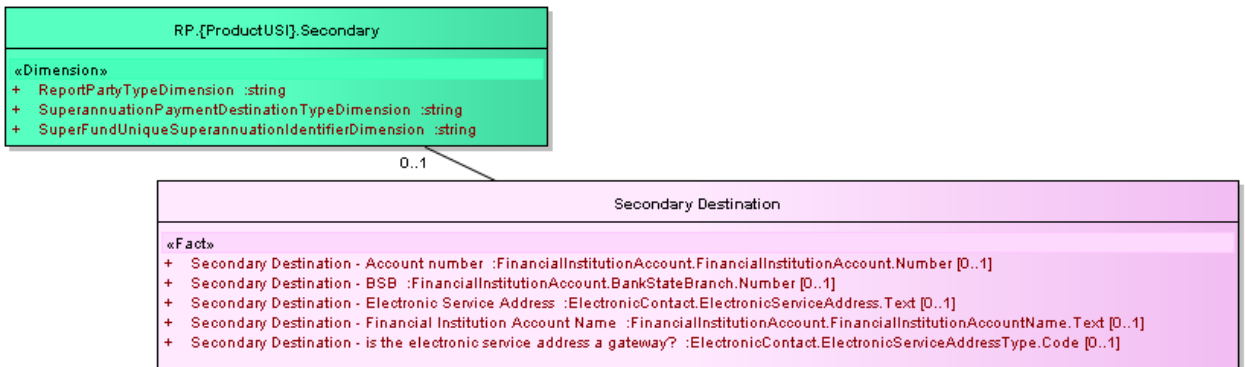
4.1.3 Product (USI) information



4.1.4 Primary Destination



4.1.5 Secondary Destination



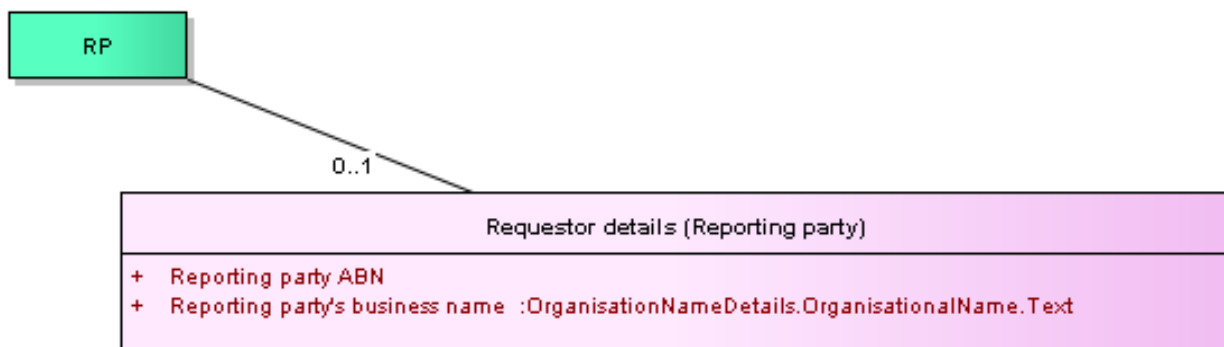
4.2 LIST SUPER PRODUCT DETAILS REQUEST

The following diagrams show each of the facts, tuples and contexts, grouped under headings. These headings generally correspond to those used in the paper form. The diagrams have been included to assist with understanding the message structure of the FVSL. For technical details see the FVSL message structure spreadsheet.

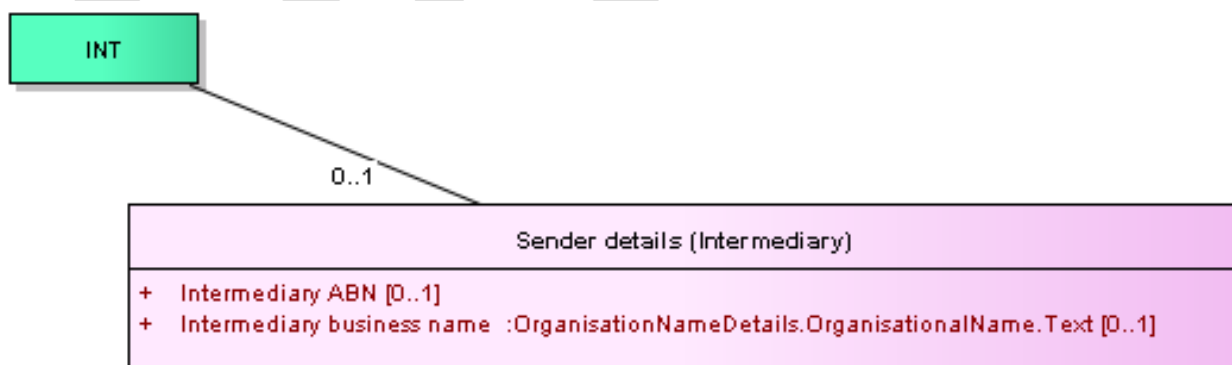
4.2.1 Details of request



4.2.1.1 Requestor details (Reporting party)



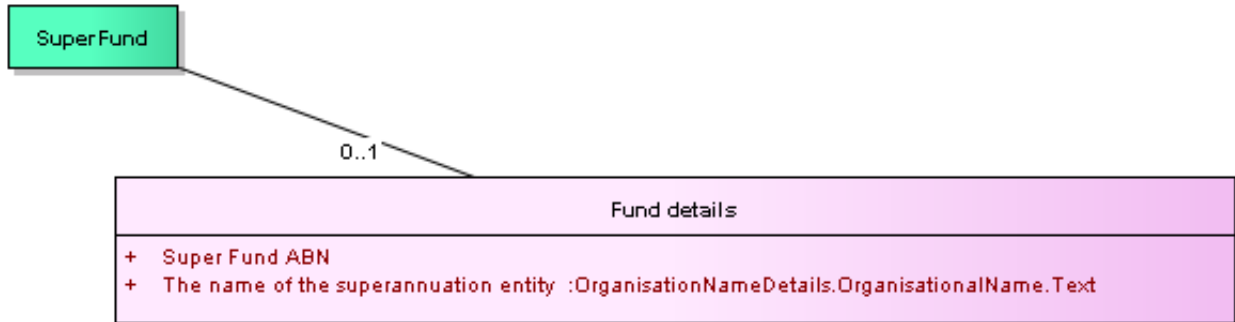
4.2.1.2 Sender details (Intermediary)



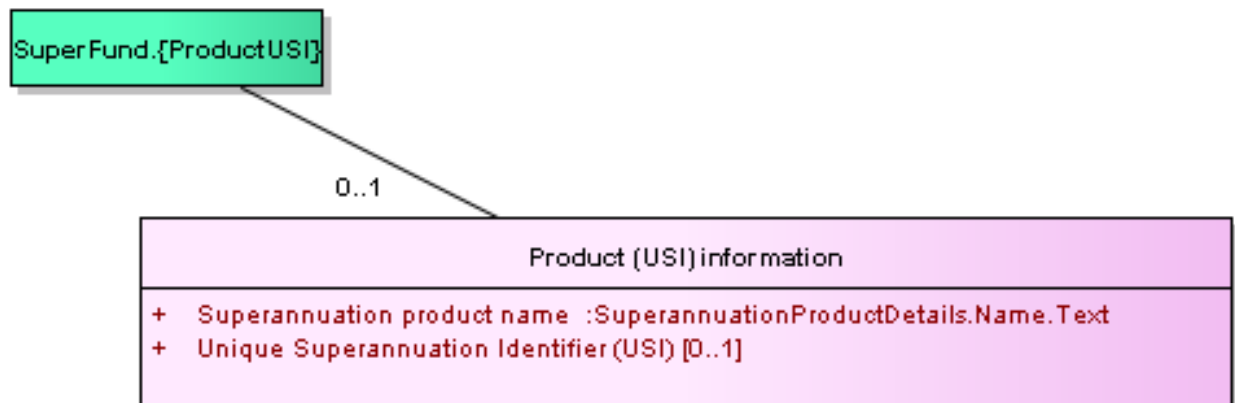
4.3 LIST SUPER PRODUCT DETAILS RESPONSE

The following diagrams show each of the facts, tuples and contexts, grouped under headings. These headings generally correspond to those used in the paper form. The diagrams have been included to assist with understanding the message structure of the FVSL. For technical details see the FVSL message structure spreadsheet.

4.3.1 Fund details



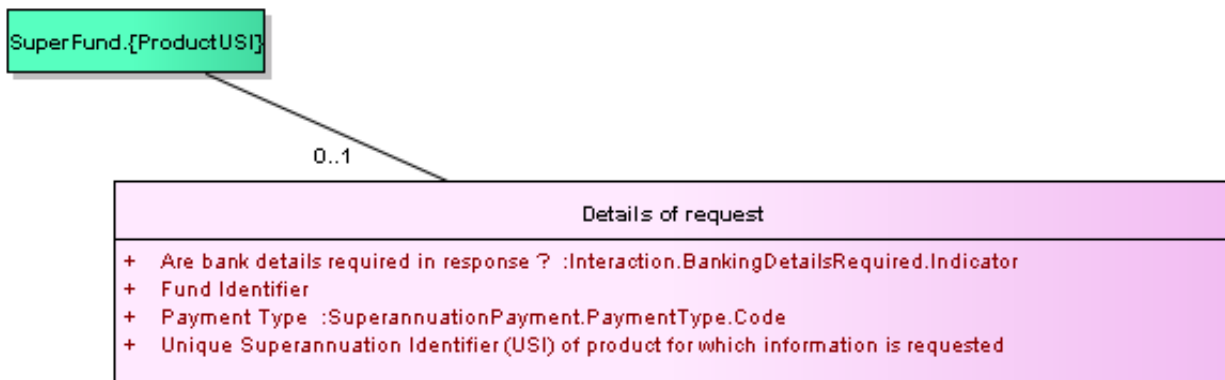
4.3.1.1 Product (USI) information



4.4 GET SUPER PRODUCT DETAILS REQUEST

The following diagrams show each of the facts, tuples and contexts, grouped under headings. These headings generally correspond to those used in the paper form. The diagrams have been included to assist with understanding the message structure of the FVSG. For technical details see the FVSG message structure spreadsheet.

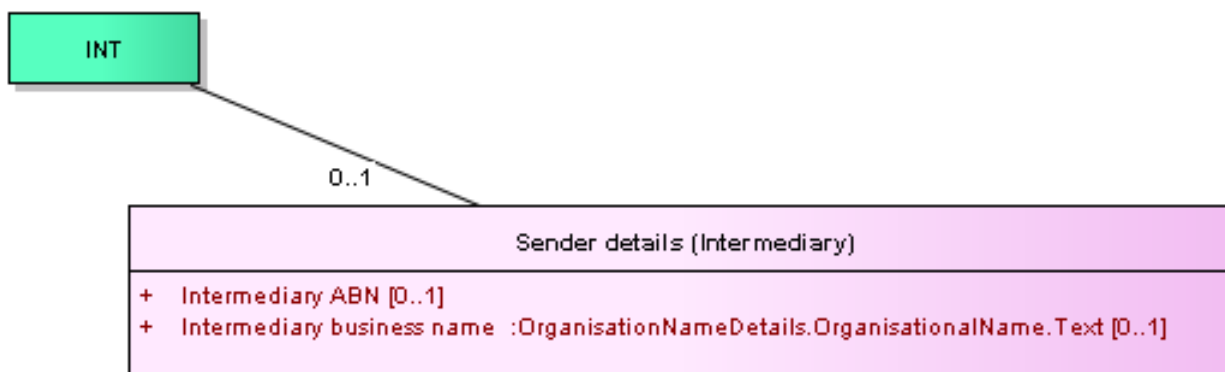
4.4.1 Details of request



Requestor details (Reporting party)



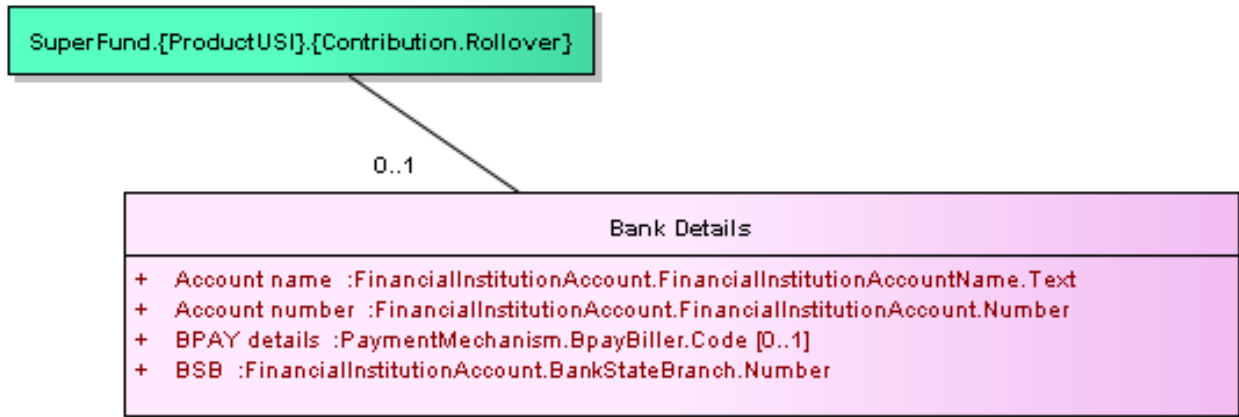
Sender details (Intermediary)



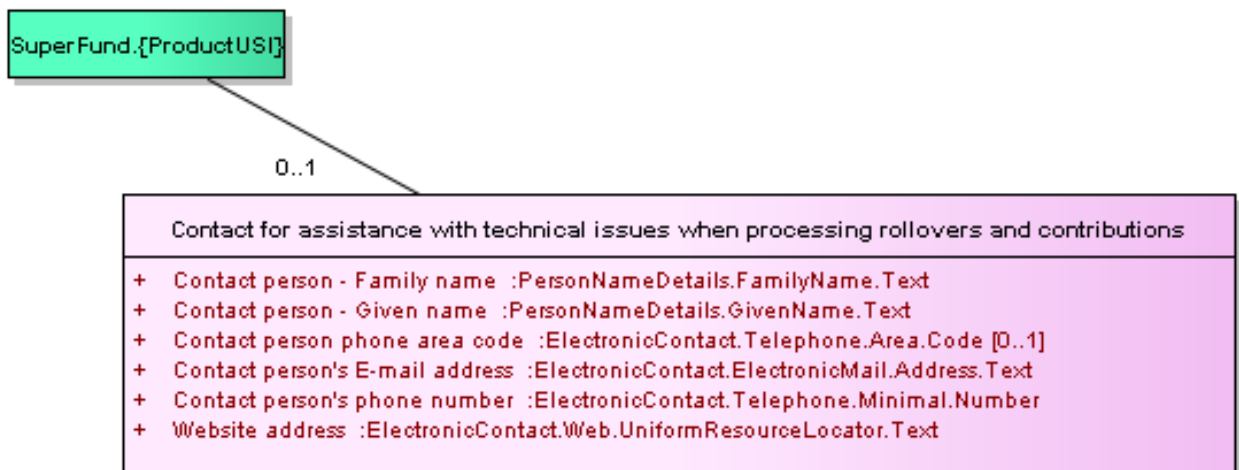
4.5 GET SUPER PRODUCT DETAILS RESPONSE

The following diagrams show each of the facts, tuples and contexts, grouped under headings. These headings generally correspond to those used in the paper form. The diagrams have been included to assist with understanding the message structure of the FVSG. For technical details see the FVSG message structure spreadsheet.

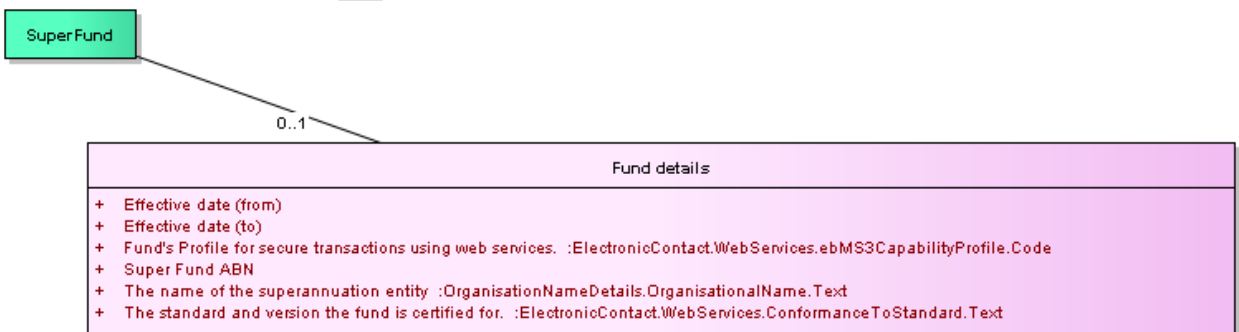
4.5.1 Bank Details



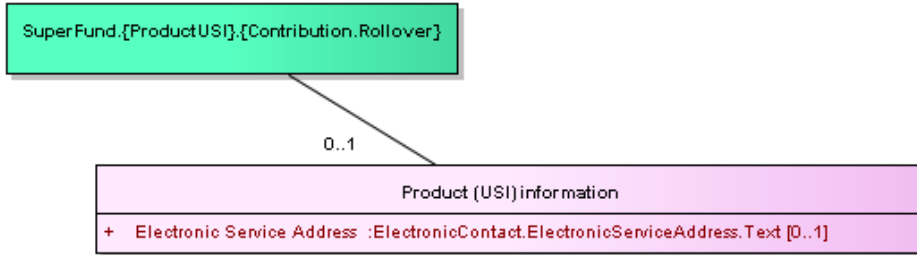
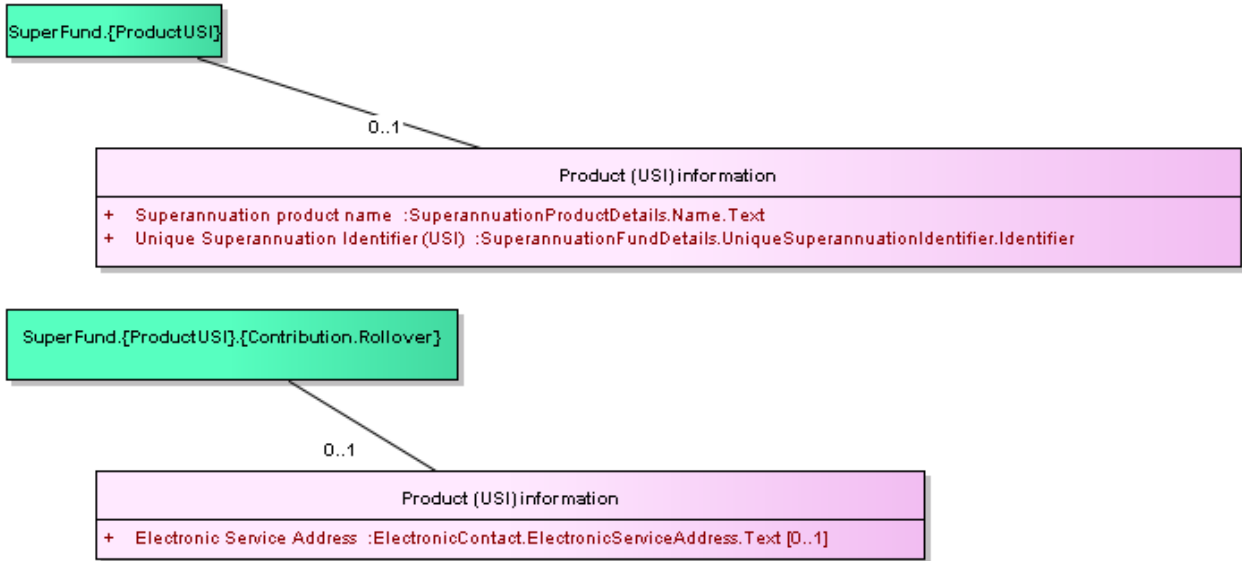
4.5.1.1 Contact for assistance with technical issues when processing rollovers and contributions



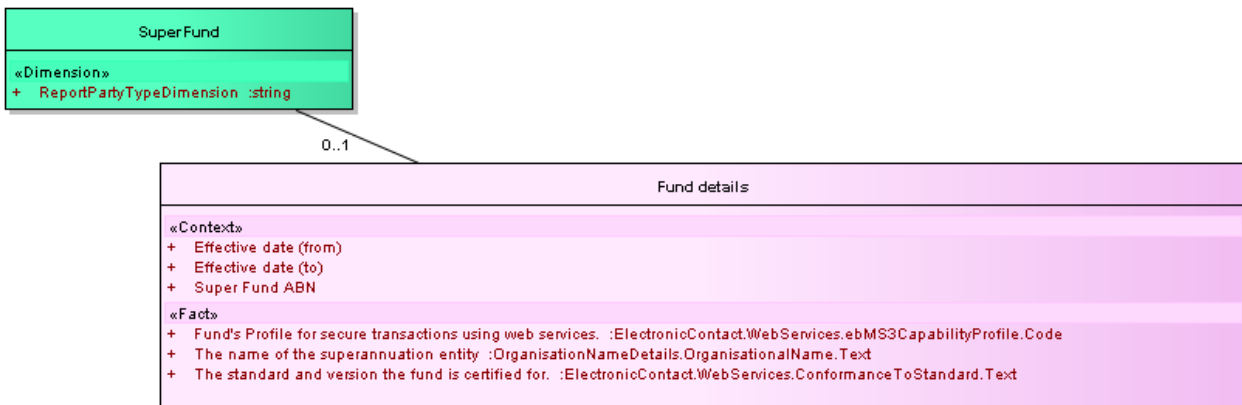
4.5.1.2 Fund details



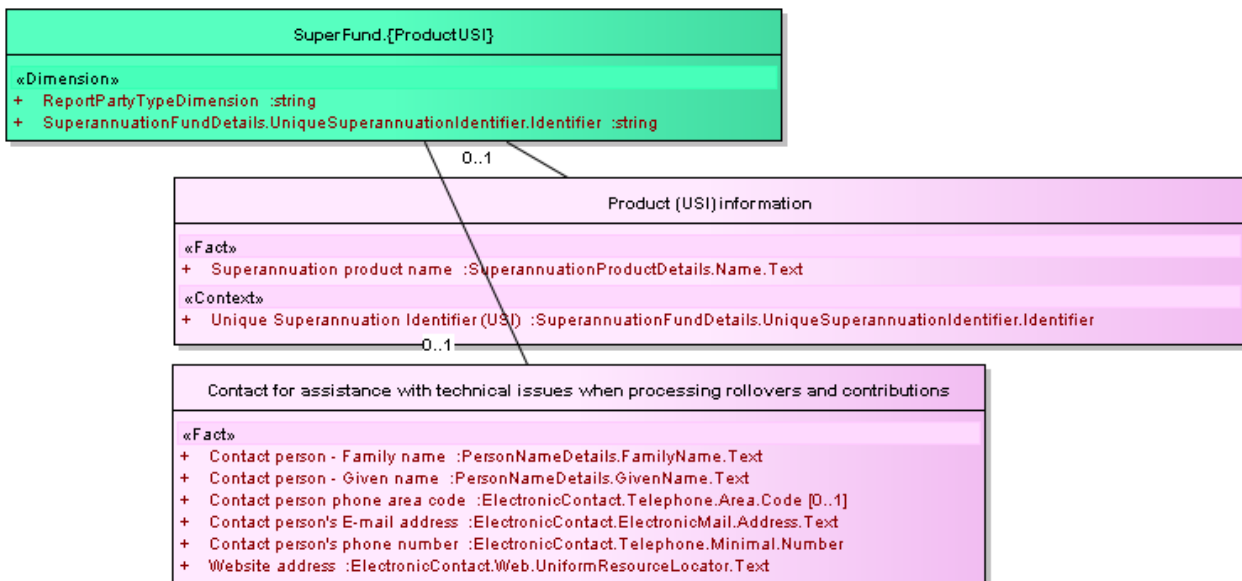
4.5.1.3 Product (USI) information




4.5.1.4 SuperFund



4.5.1.5 SuperFund.{ProductUSI}



4.5.1.6 SuperFund.{ProductUSI}.{Contribution.Rollover}



DRAFT