

# Practitioner lodgment service

Confidence indicators, 12 February 2018



## OVERVIEW

The practitioner lodgment service (PLS) is replacing the electronic lodgment service (ELS) as our main electronic lodgment channel for tax practitioners.

The PLS is now the only electronic lodgment channel to lodge 2017:

- fringe benefits tax returns
- partnership returns
- self-managed superannuation fund (SMSF) annual returns
- fund income tax returns
- trust tax returns
- company tax returns.

The Individual tax return 2017 will need to be lodged using the PLS from 1 April 2018.

Other forms, services and reports will be progressively removed from the ELS following consultation with digital service providers.

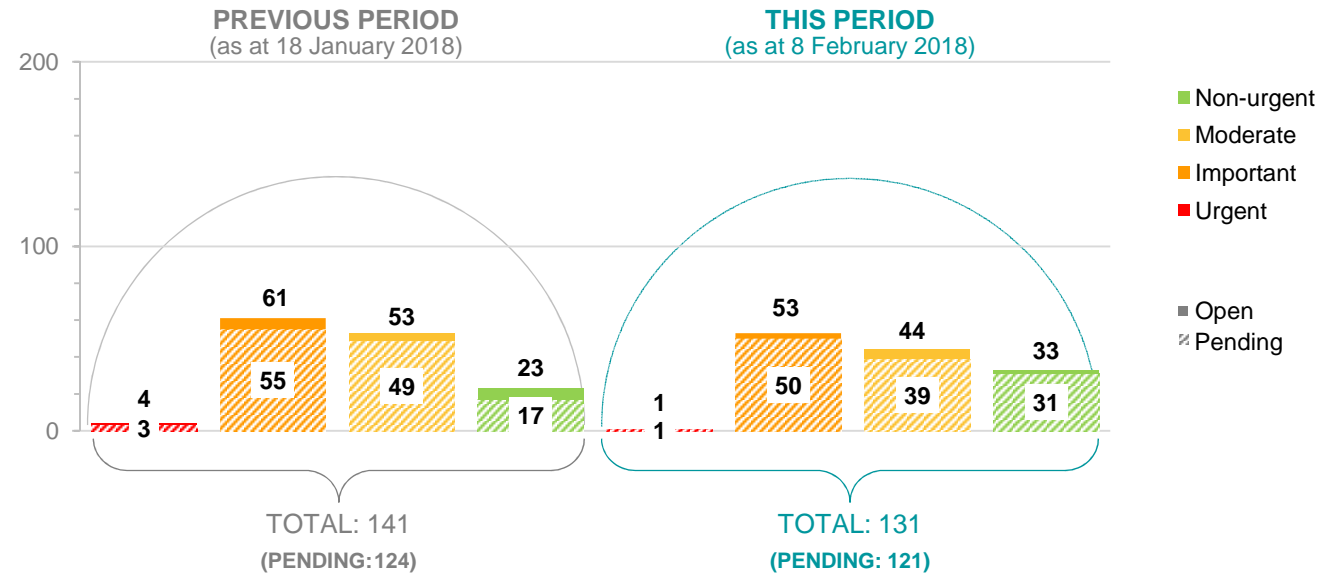
Ongoing access to the ELS as a safety net is dependent on progressing development of PLS products.

## ATO RUN & MANAGE TEAM

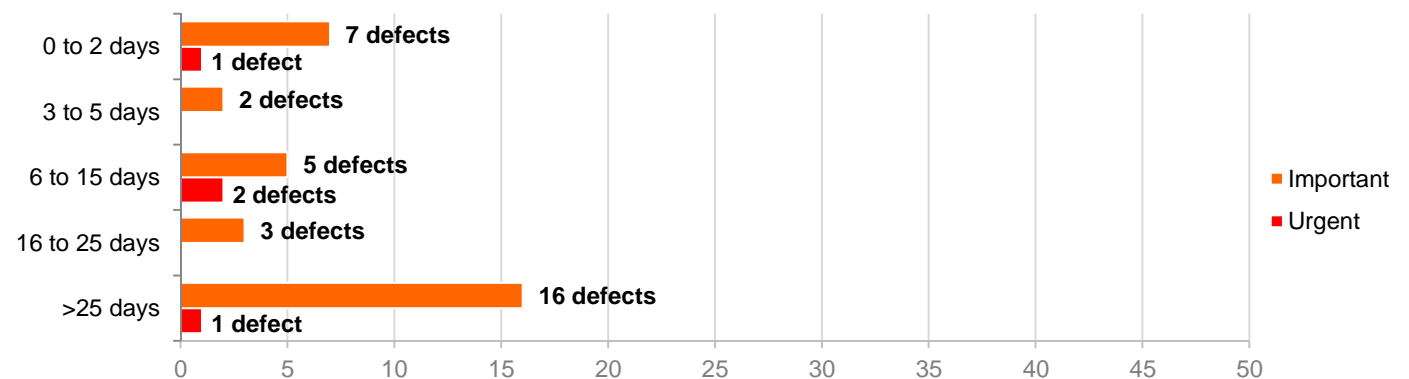
The ATO Run & Manage team has a key focus to fix critical system defects.

## TIME TO FIX

Open defects by Digital Wholesale Services assessed priority as at 8 February 2018:



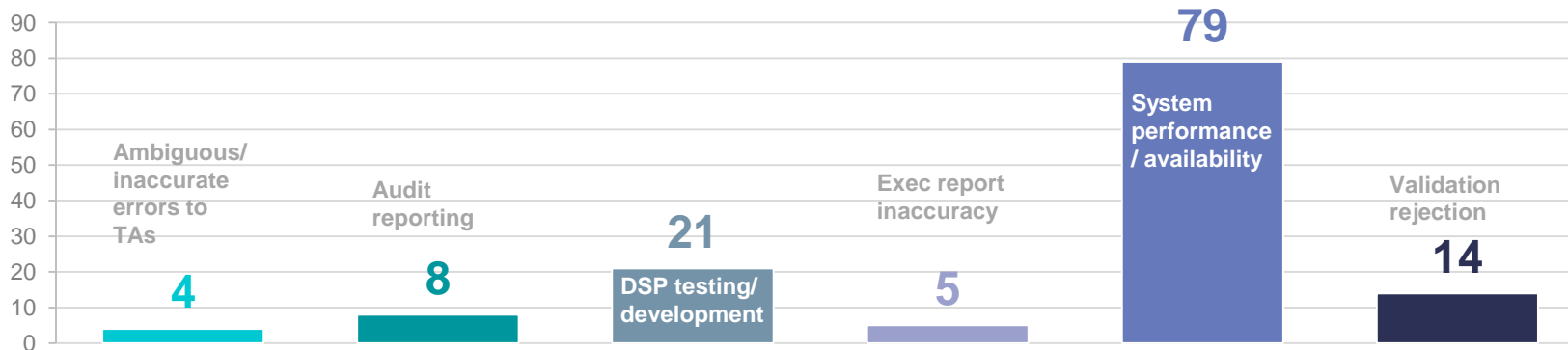
Age of closed defects by Digital Wholesale Services assessed priority: urgent and important only from 18 January – 7 February 2018:



# Practitioner lodgment service Confidence indicators 12 February 2018

## TIME TO FIX (cont.)

Open defects by topic at 8 February 2018:

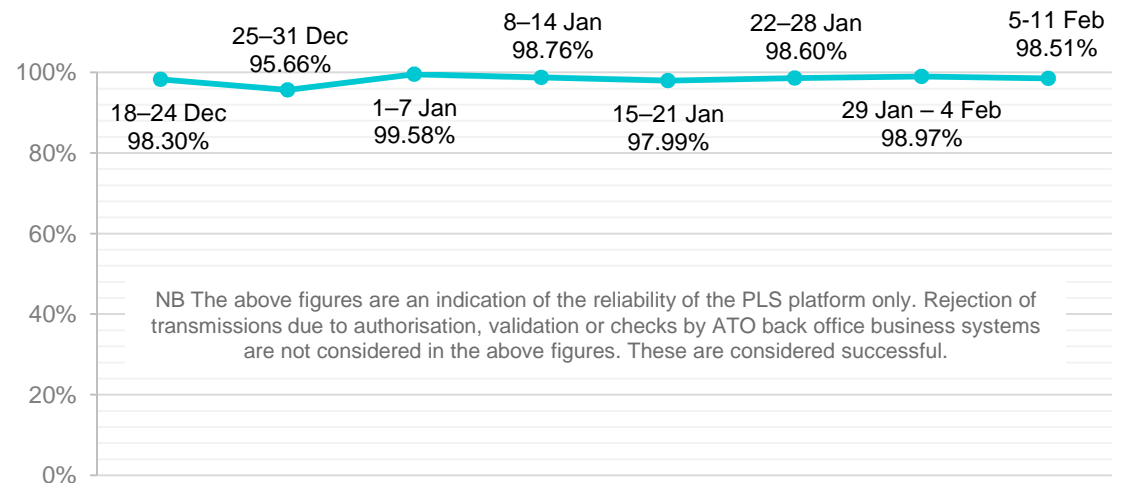


## QUALITY OF SERVICES/SPECIFICATIONS

Advanced notifications for SBR2 production outages:

Outage start date	Advanced notification in days (🕒 = 5 days)
17 February	10.3 days 🕒🕒🕒
3 March	24.2 days 🕒🕒🕒🕒🕒

Successful transmissions in SBR2 PROD1 from 18 December 2017 – 11 February 2018 2018:

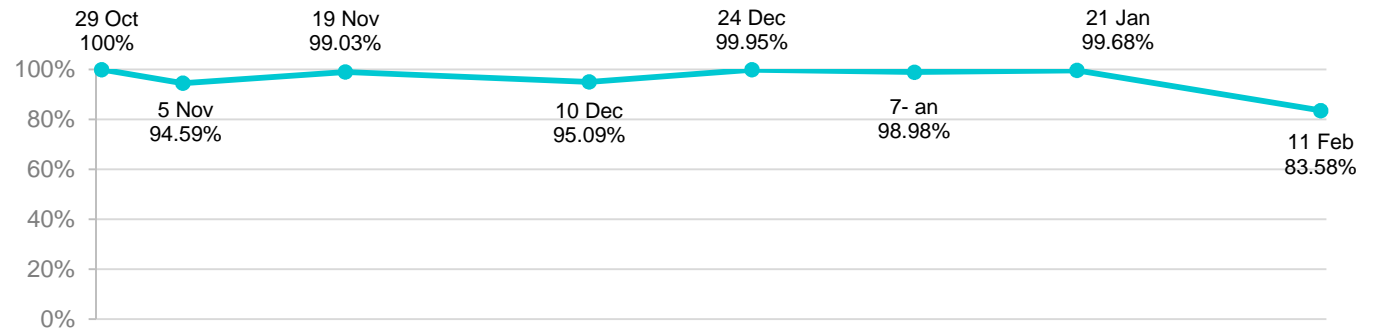
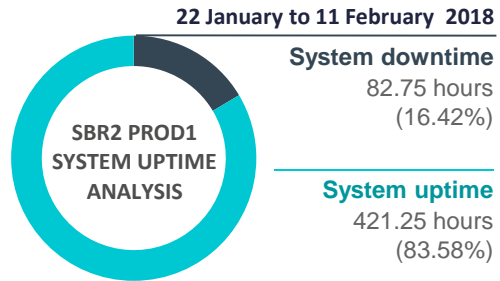


## SUCCESSFUL SUBMISSIONS

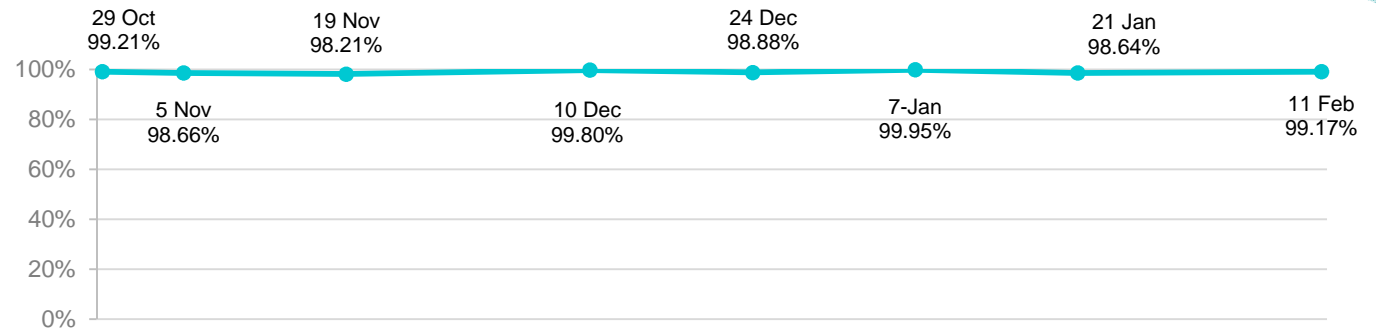
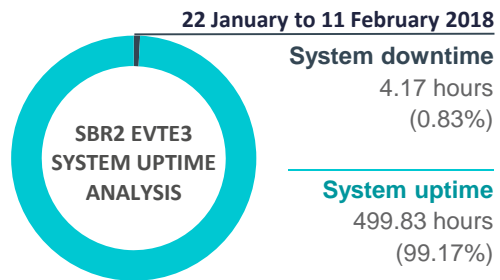
During the period from 5–11 February 2018 98.51% of PLS SRP transmissions in SBR2 PROD processed successfully.

# Practitioner lodgment service Confidence indicators 12 February 2018

## STABILITY



11 Feb uptime included scheduled maintenance 26–28 January



The above figures summarise downtime due to both unplanned and planned outages.

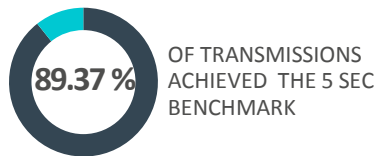
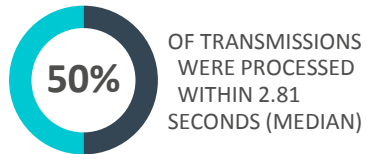
# Practitioner lodgment service Confidence indicators 12 February 2018

## PERFORMANCE AND CAPACITY



### 5 sec transmission target\*

For PLS SRP transmissions in SBR2 PROD1  
5–11 February 2018:



- PLS SRP transmissions found to have null transmission time have been excluded from the above stats.
- SBR2 provides real-time validation when tax practitioners lodge returns (ELS only receives lodgment without validation).
- Due to real-time validation, complex PLS returns may take longer than ELS.

\*Target time only. This is not a requirement of the service level agreement.

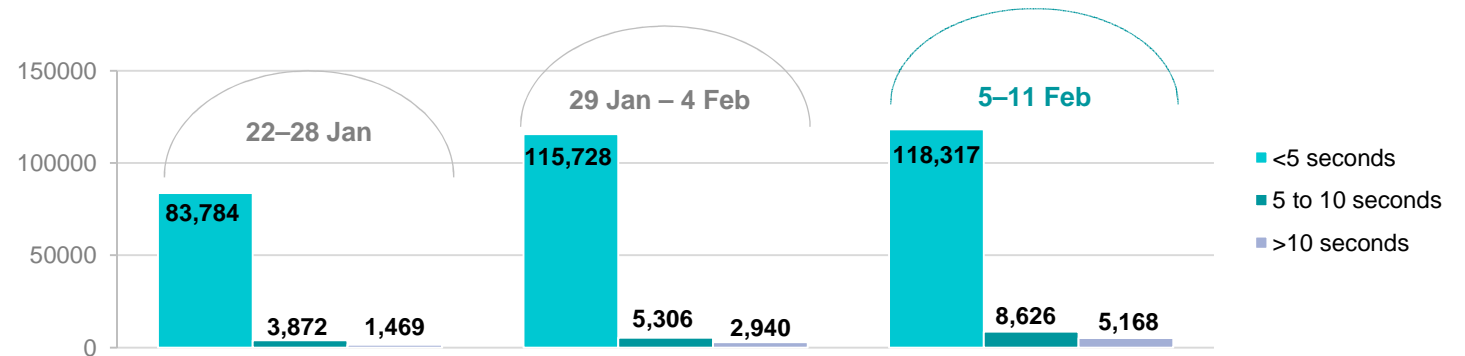
PLS SRP performance in SBR2 PROD2 Cloud 15–21 January 2018:



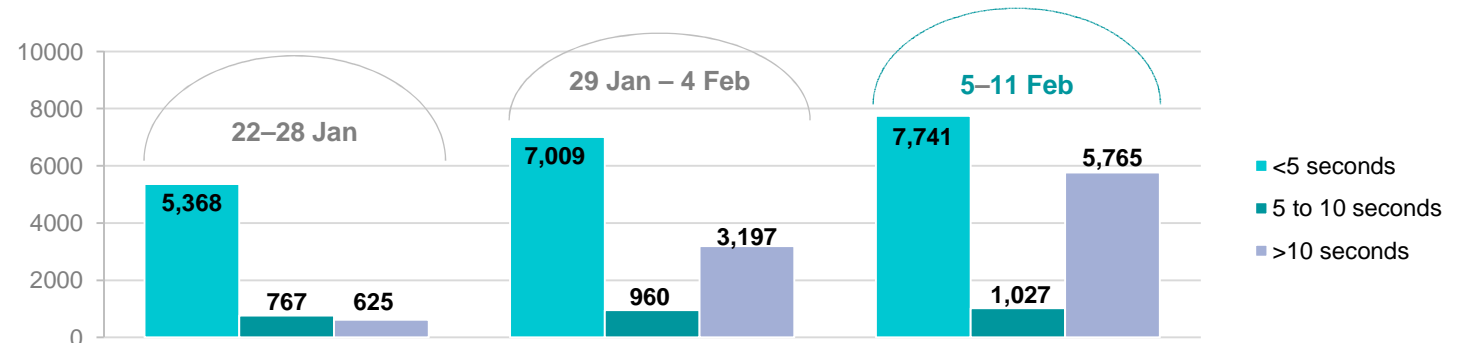
The maximum transmission time was  
**197.22 secs**

The minimum transmission time was  
**0.11 secs**

Fortnightly PLS SRP transmissions in SBR2 PROD1 against different elapsed time bands:



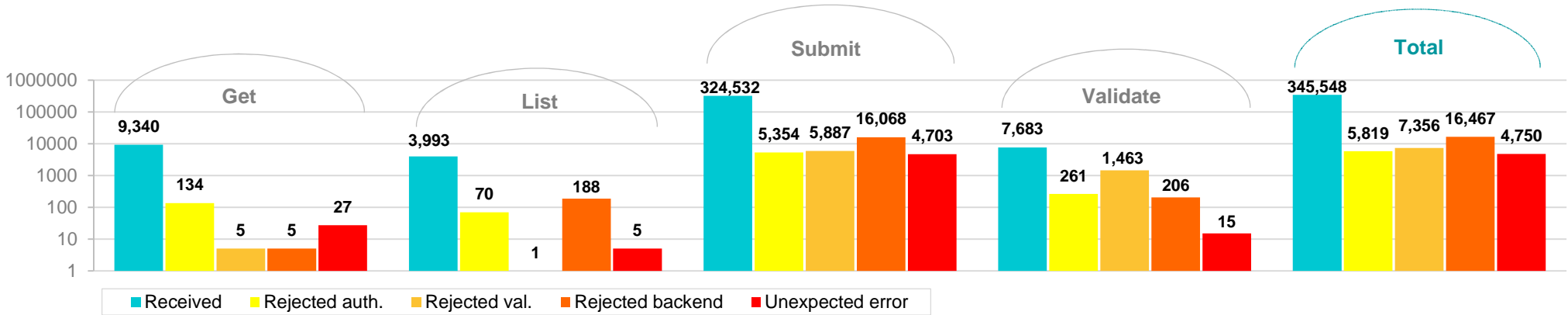
Fortnightly PLS SRP transmissions in SBR2 EVTE3 against different elapsed time bands:



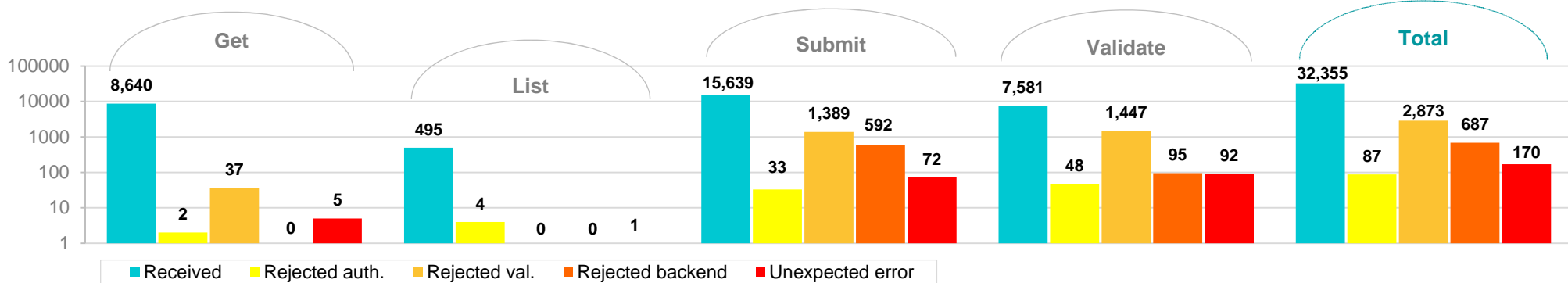
# Practitioner lodgment service Confidence indicators 12 February 2018

## PERFORMANCE AND CAPACITY (CONT.)

PLS SRP transmissions in SBR2 PROD1 by action names 22 January – 11 February 2018:



PLS SRP transmissions in SBR2 EVTE3 by action names 22 January – 11 February 2018:



PLS SRP Transmissions in SBR2 PROD2 Cloud by Service Names 22 January – 11 February 2018:

